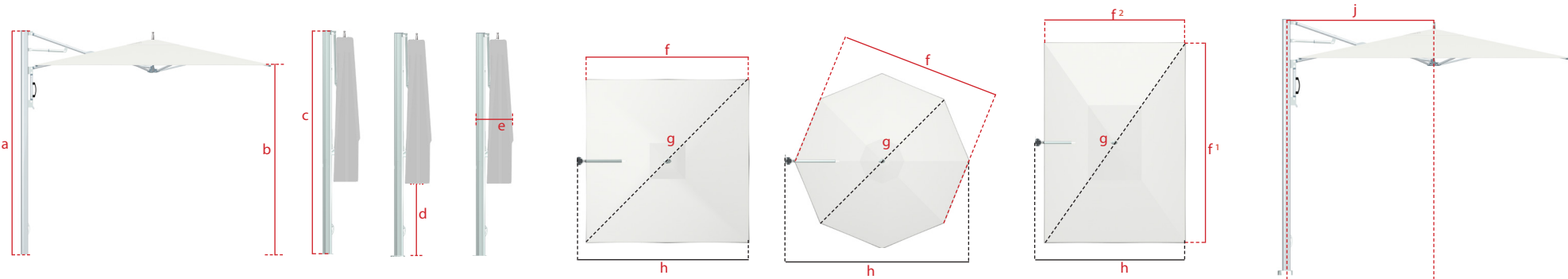





# OCEAN MASTER M1 SINGLE CANTILEVER

# MANUAL PISTON ASSISTED LIFT



OM M1 cantilever	sizes [ft/m]	mast height (open position) a (in/cm)	canopy clearance b (in/cm)	mast height (closed position) c (in/cm)	table clearance (gas piston) d (in/cm)	parasol width (closed) e (in/cm)	flat to flat f (in/cm)	point to point g (in/cm)	parasol width (open) h (in/cm)	center off canopy frame to center of base stem j (in/cm)
square 	8.0' / 2.45	105 / 267	90 / 229	105 / 267	36 / 91	23 / 58	96 / 244	136 / 345	103.5 / 263	54 / 137
	10.0' / 3.0	105 / 267	88.5 / 225	105 / 267	18.5 / 47	24 / 61	119 / 302	168.5 / 428	126.5 / 321	65.5 / 166
octagon 	9.0' / 2.75	105 / 267	86.5 / 220	105 / 267	41.5 / 105	19.5 / 50	101 / 256	110.5 / 281	117 / 297	61 / 155
	11.0' / 3.4	105 / 267	87 / 221	107 / 272	30 / 76	20.5 / 52	123 / 312	132.5 / 336	139 / 353	71 / 180
rectangle 	8.0' x 12.0' 2.45m x 3.65	105 / 267	91 / 231	107.5 / 273	20.5 / 52	16 / 41	97 X 144.5 / 246 X 367	172.5 / 438	103.5 / 263	54 / 137

Dimension Tolerances ± 2"  
 Dimensions shown correspond to indicated lift system  
 Options are subject to change without notice

2" security base stem height not included