


InstaShade



Eclipse

Fact Sheet

InstaShade Eclipse




The Eclipse Cantilever Parasol combines heavy-duty performance with sophisticated design, offering a luxurious outdoor solution for any weather. Engineered for maximum functionality, it provides 360° rotation, unlimited tilt for low sun, and a space-saving structure without a central post or unsightly base. Crafted from marine-grade materials with a water-repellent and UV-resistant acrylic canopy, it ensures durability and style. The parasol neatly stores vertically and includes optional stabiliser bars for added stability on breezy days. Available in a range of elegant standard colours, with bespoke options for an additional fee, the Eclipse is the ultimate blend of strength and elegance, perfect for homes and commercial spaces alike.



10 Year Fade Warranty

European made 100% solution-dyed colours our premium marine-grade fabric comes with a 2 year fabric warranty & a 10 year colour fade warranty (limitations apply).



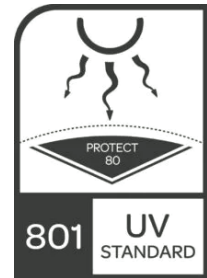
3 Year Frame Warranty

Made with a marine grade aluminium frame and strong stainless steel components & fixings. This is built to last and comes with a 3-year back-to-base frame warranty.



65Km/h Wind Rating

Extremely sturdy and robust - able to withstand up to 65 kmph winds.



801 UV Standard

Provides Unparalleled sun protection with UV standard 801 certification.

InstaShade Eclipse



Marine Grade Aluminium
Frame



Heavy Duty Aluminium Joints
& Mast



Multiple Base & Installation
Options



Silent Cranking System

Key Features

- Maximise shade coverage with full 360° rotation
- Shelter from low afternoon sun with unlimited tilt
- Space-saving design; no central post and no unsightly base
- A commercial-grade umbrella, made from marine-grade materials
- Stores away neatly into a compact, vertical format
- Easy installation and optional stabiliser bars for breezy days
- Water-repellent and UV-resistant canopy

InstaShade Eclipse



Stainless Steel Base Plate Upgrade



Stabilizer Bar Kit

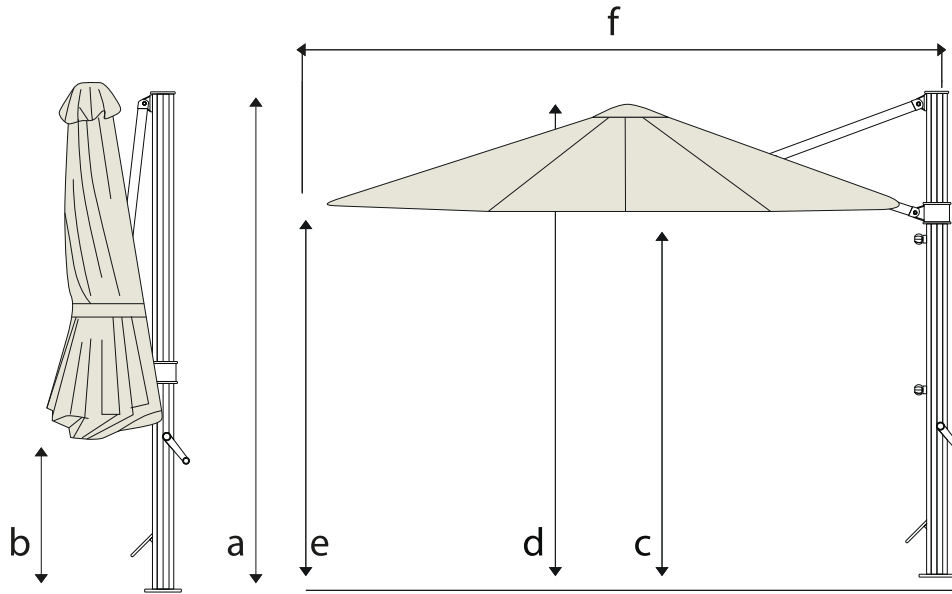


Nova/Eclipse Large Freestanding Base



LED Parasol Lighting (Rechargeable)

InstaShade Eclipse




Dimensions

Measured from point to point. All measurements are rounded and are subject to change. Wind damage is not covered by the warranty.

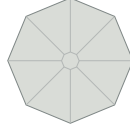
Dimensions of Closed Parasol

a: Total Height (cm)
b: Distance from Arms to Ground (cm)

3m Square



4m Octagonal



3.5m Square



4m x 3m



Dimensions of Open Parasol

c: Height to Canopy Hub (cm)
d: Total Height to Top of Canopy (cm)
e: Height to Edge of Canopy (cm)
f: Distance from Back of Mast to Front Tip of Canopy (cm)

Weight & Packing Dimensions

Weight of Parasol when Folded (kg)	35	37	37	37
Width of Canopy (cm)	300	400	350	400 x 300
Dimensions of Packaging (cm)	295 x 51 x 30	295 x 51 x 30	295 x 51 x 30	295 x 51 x 30
Weight of Parasol when Packaged in Carton with Spigot (kg)	49	51	51	51

Wind Rating Guide

Installed Wind Rating	65kmph	65kmph	50kmph	50kmph
Free Standing Base Wind Rating	30kmph	30kmph	30kmph	30kmph

Colours



Smoked Tweed



Pistachio



Slate



Natural



Cadet Grey



Black



Captain Navy

InstaShade Eclipse

Aluminium (Standard)



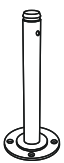
Wood Effect Frame (Optional)



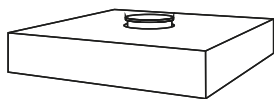
Black Finish Frame (Optional)



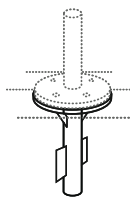
Base Options



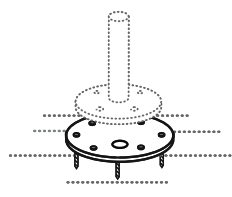
Spigot Included



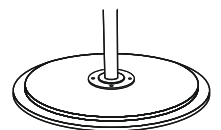
Heavy Weighted
Base with Aluminium
cover



In Ground Fitting -
to be concreted into
ground



Base Plate 315mm Ø
- to bolt to concrete
patio or wooden
deck



Galvanised Stack