

More information

Plus d'infos

Weitere Informationen

Más información

Più informazioni

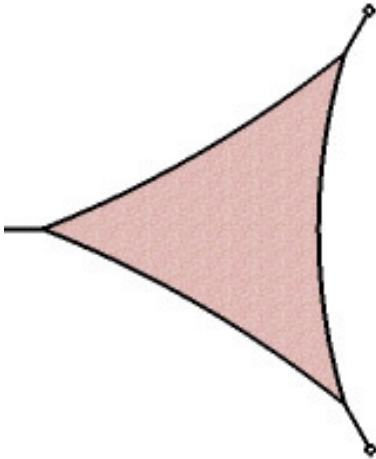
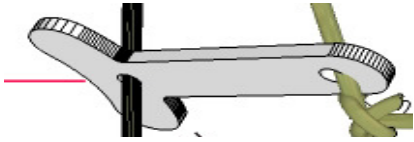


www.ingenua.be

SAIL TRIANGLE

INSAIT

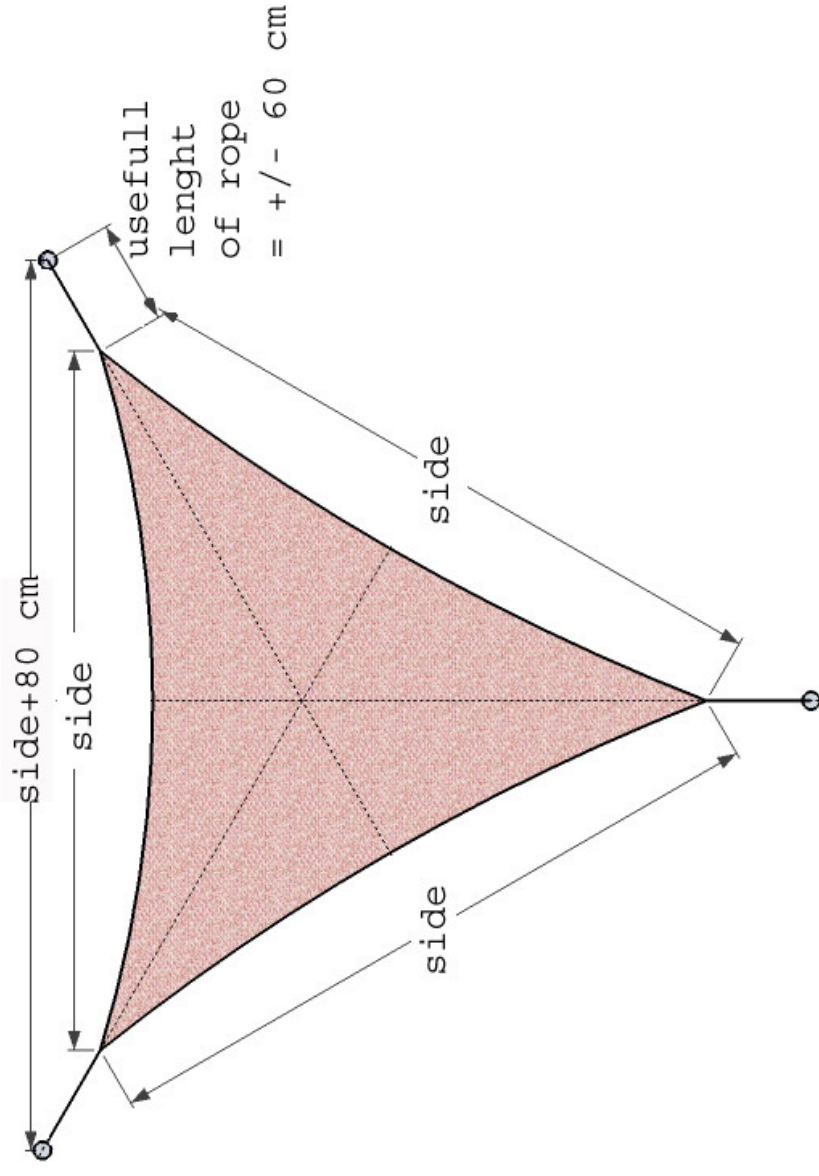
MANUAL

BY UMBROSA NV

		
<p>A</p>	<p>B x 3</p>	<p>C – 2m rope x3</p>
		
<p>D</p>		

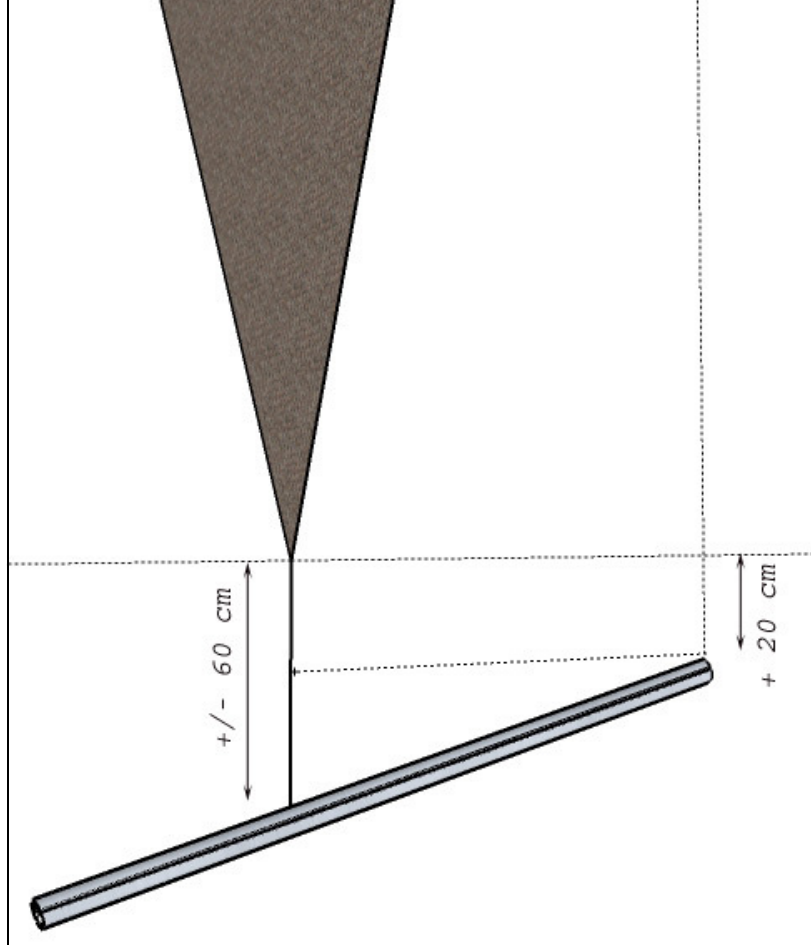
General installation

<p>Distance between poles or fixation points = side + 80 cm</p>	<p>Useful rope length of 50 to 60 cm (distance between sail point and fixation point)</p>	<p>Fixation points that lie on the bisecting line (= imaginary line which divides the angle into two even parts: see dotted line)</p>
---	---	---



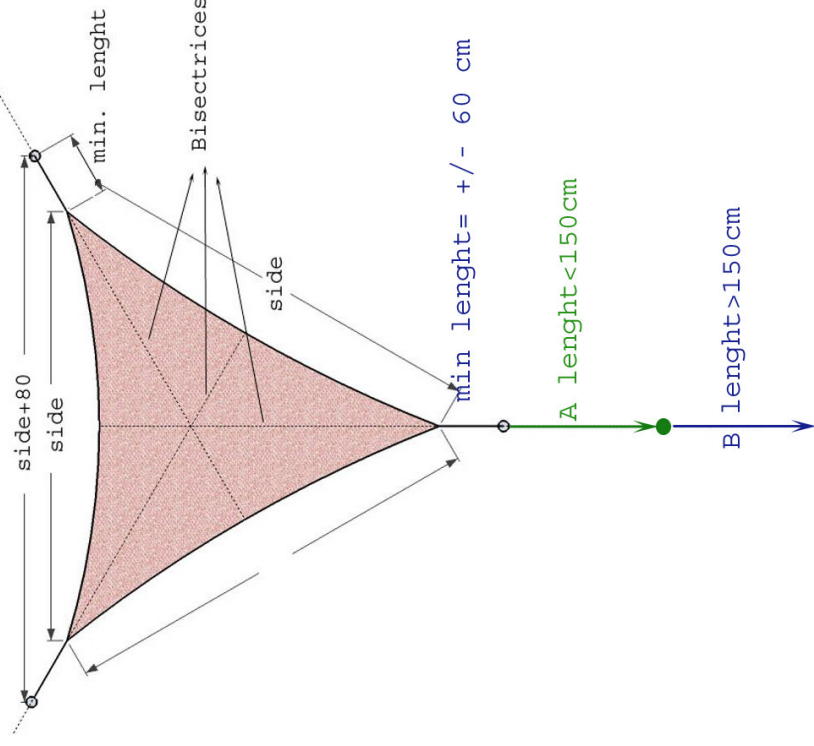
INSTALLATION POLE 75°

If mounted on sloping poles (75°), the distance between the fixation points can optionally be reduced to minimal 'side + 40 cm'



REPOSITION FIXATION POINT

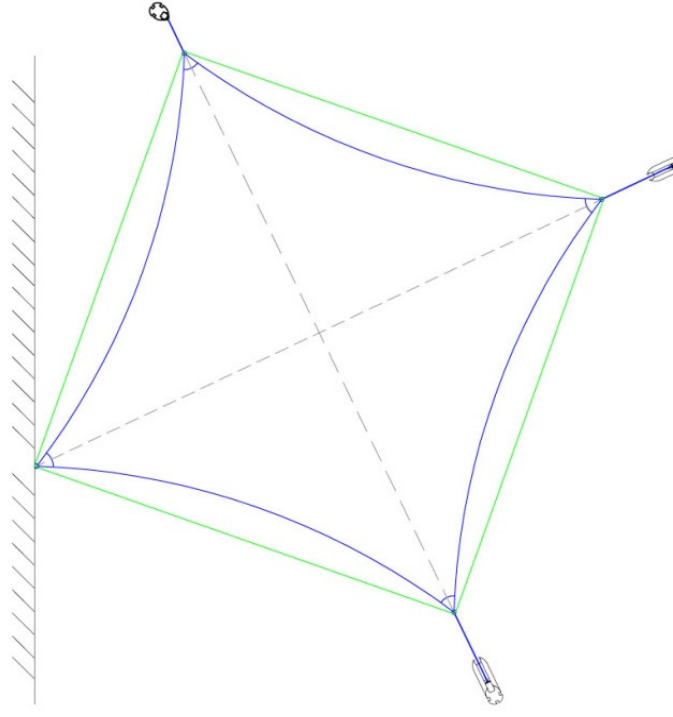
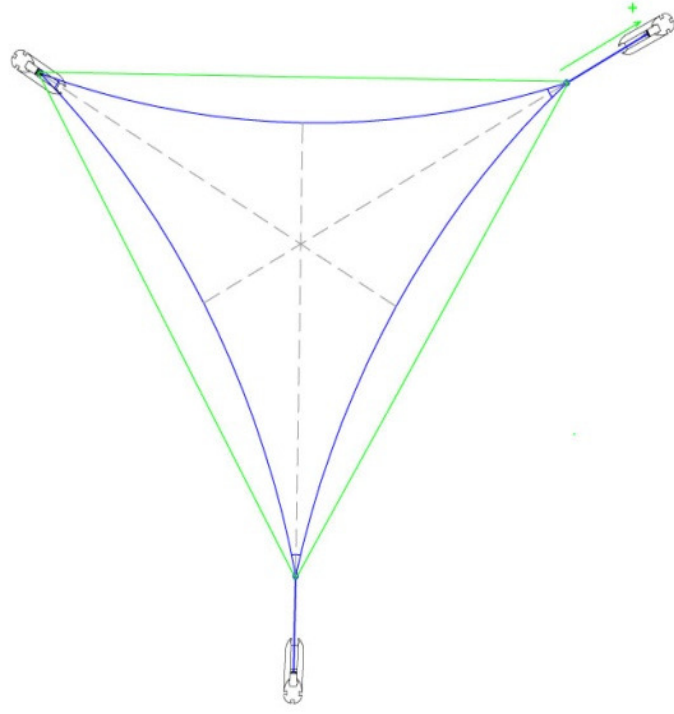
<p>If required, one or more of the fixation points can be shifted in relation to the initially fixed position, provided the fixation point always lies on the bisecting line.</p>	<p>Length of the tightening rope = min. 50 to 60 cm</p>	<p>Can be extended up to 1.5 metres with the rope that is a standard accessory (delivered length of rope = 2 metres - {min} return rope for rope tightener)</p>
---	---	---



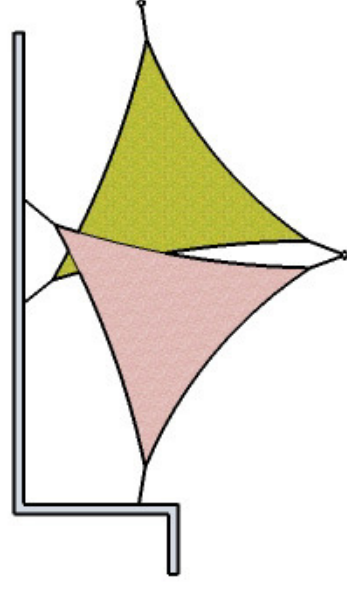
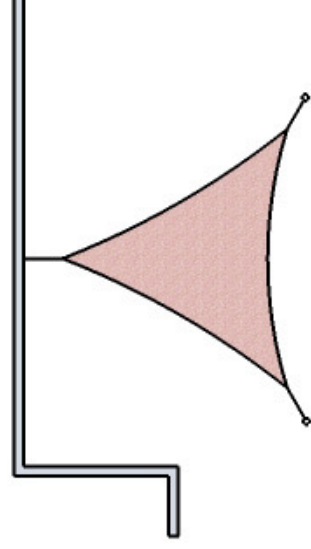
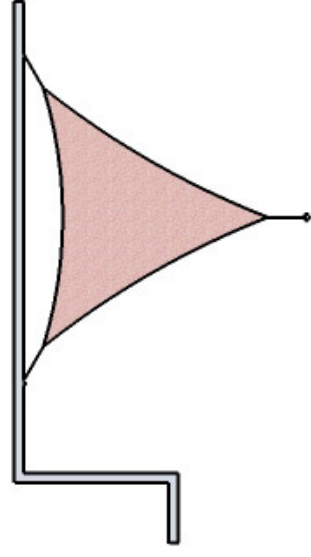
 **EXEPTIONS POSITION WITH EXTRA ROPE**
MORE INFO WWW.INGENUA.BE

CORDLESS FIXATION

For each sail, only one sail point can be coupled directly to a fixation point without rope. So on the condition that the remaining sail points can be brought under tension by means of a rope.



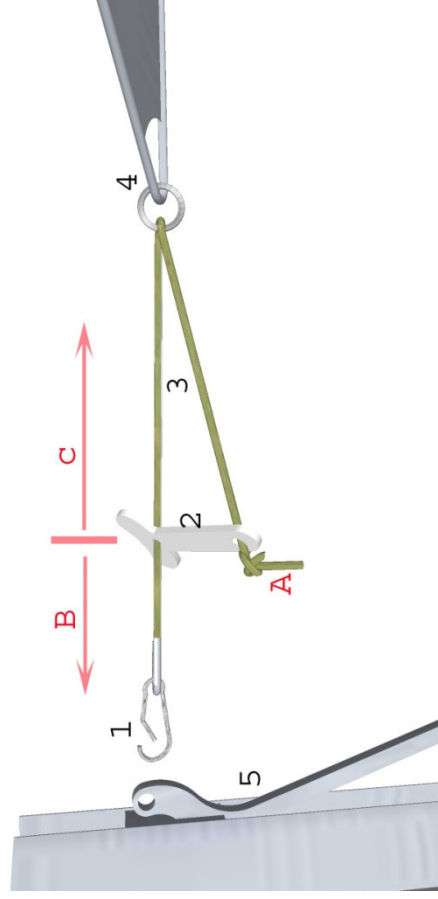
Should existing constructions be used for the fixation of the sail, start by indicating one or two points, starting from the existing construction. Next, position an equilateral triangle with the required side and also determine the bisecting Lines.



FIXATION SAIL ON POLE OR WALL

1. Bayonet hook
2. Tightener
3. Tightening rope
4. Hook shade sail
5. Sliding unit

- A. Shortening rope according to necessity
- B. stretching
- C. relaxing



ATTENTION: THIS PART IS NOT INCLUDED WITH THE SAIL

MORE INFO WWW.INGENUA.BE

TENSION

1. Pull on hip height
2. Push up

