

A black patio umbrella stands on a white lounge chair. The chair is positioned on a light-colored surface, possibly sand or a deck, with a blue ocean and a blue sky with white clouds in the background. The umbrella's shadow is cast onto the chair and the surface.

INFINA

DESIGN BY DIRK WYNANTS

INFINA BY UMBROSA

DESIGN BY DIRK WYNANTS

THE CONTENT OF THIS DOCUMENT, IN PARTICULAR THE MENTIONED MODEL, IS PROTECTED BY COPYRIGHTS AND/OR DESIGN RIGHTS. THE PRESENT DOCUMENT AND ITS CONTENT IS COMMUNICATED TO YOU FOR INFORMATION PURPOSES ONLY. ANY PARTIAL OR TOTAL REPRODUCTION OR ANY OTHER USE WITHOUT OUR PRIOR WRITTEN PERMISSION IS STRICTLY PROHIBITED. THIS TECHNICAL SHEET REMAINS SUBJECT TO POSSIBLE CHANGES. ALL DIMENSIONS ARE IN MM, UNLESS MENTIONED OTHERWISE. THE INFORMATION PROVIDED IN THIS DOCUMENT IS SUBJECT TO CHANGE. UMBROSA CAN CHANGE THE CONTENT UNANNOUNCED. ALL MEASUREMENTS ARE APPROXIMATE AND ARE PROVIDED FOR INFORMATIONAL PURPOSES ONLY.

DIRK WYNANTS GAINED AN INTERNATIONAL REPUTATION AS A TRENDSETTER IN OUTDOOR LIVING. MORE THAN ANYONE ELSE, HE TAKES HIS INSPIRATION FROM A COMMITTED AND CREATIVE VISION ON DESIGN. HE NOT ONLY DEVOTES HIS ATTENTION TO MATERIAL NEEDS, BUT ALSO EXPLORES WAYS OF RESPONDING TO SOCIALLY RELEVANT ISSUES. HE CONSIDERS CONTEMPORARY DESIGN MORE THAN SIMPLY A MATTER OF TRENDY AND ATTRACTIVE OBJECTS; IT IS ALL ABOUT INNOVATIVE SOLUTIONS THAT CAN MAKE THE WORLD A BETTER PLACE.



KEY FEATURES

FLAT DESIGN

CLEAN PROFILE WITHOUT LOWER RIBS

EASY TO OPEN AND CLOSE BY PULLING ROPE

ROBUST

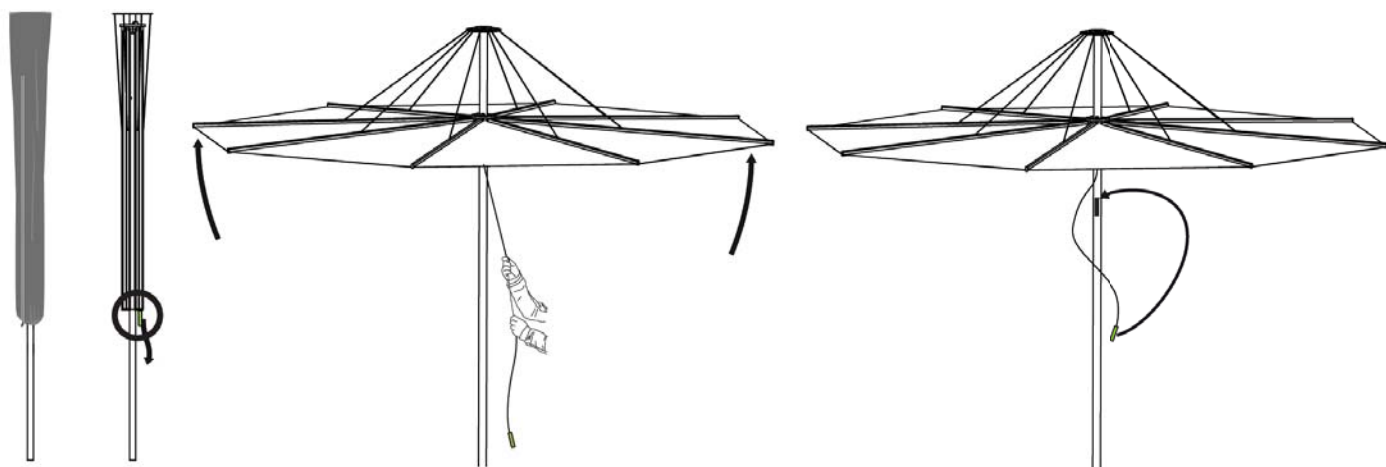
ALL COMPONENTS ARE REPLACEABLE

ALUMINIUM AND STAINLESS STEEL COMPONENTS

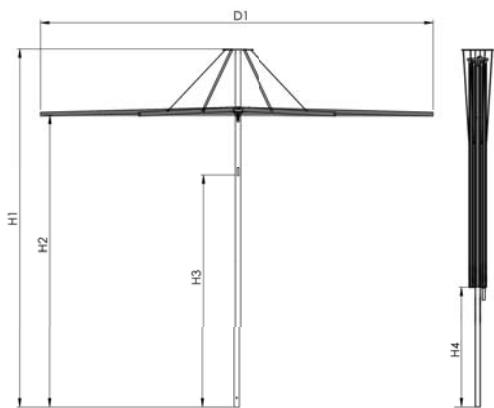
OLEFINE FABRIC WITH HIGH UV RESISTANCE AND PROTECTION

3 YEAR UMBROSA WARRANTY

EASY HANDLING



SHAPES AND DIMENSIONS



ROUND -6 UMBRELLA RIBS-

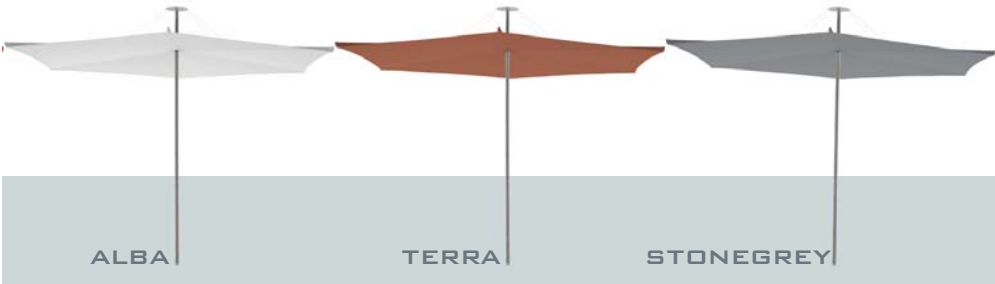
CM	D1	H1	H2	H3	H4
	300	274	220	180	116
	350	274	220	180	91
FT/INCH	D1	H1	H2	H3	H4
	9'10"	8'12"	7'3"	5'11"	3'10"
	11'6"	8'12"	7'3"	5'11"	3'



SQUARE -8 UMBRELLA RIBS-

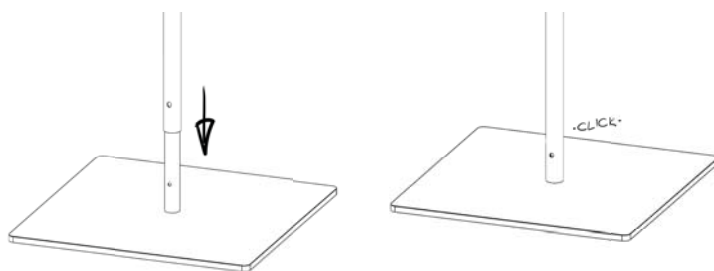
CM	D1	H1	H2	H3	H4
	250	274	220	180	89
	300	274	220	180	55
FT/INCH	D1	H1	H2	H3	H4
	8'2"	8'12"	7'3"	5'11"	2'11"
	9'10"	8'12"	7'3"	5'11"	1'8"

AVAILABLE COLOURS

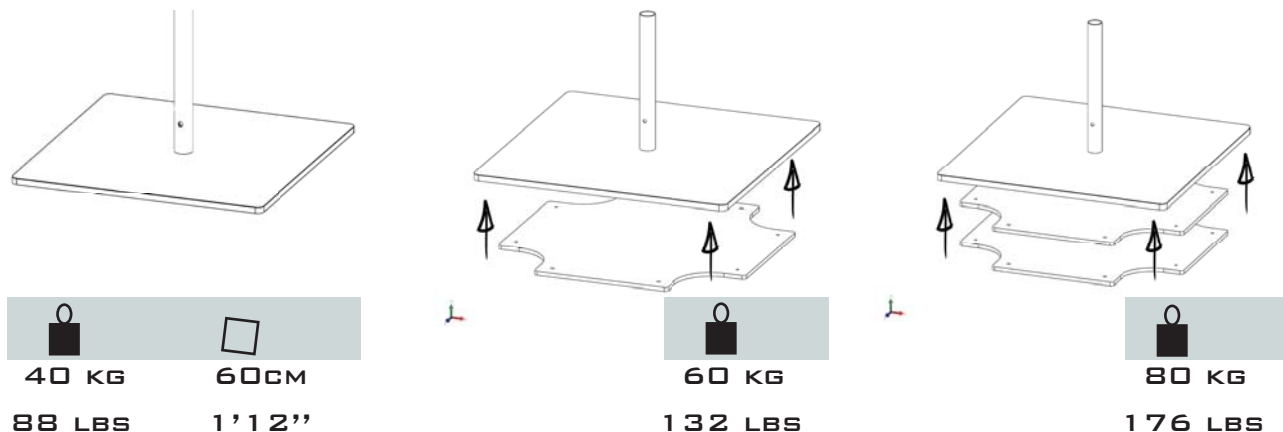


INFINA "CLICK" BASE*

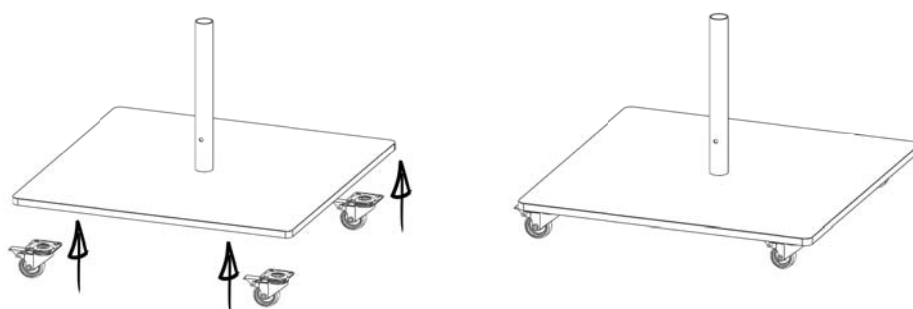
USE



WEIGHT



ADDITIONAL



H
+7cm
+3"

* INFINA CAN BE USED WITH MOST UMBRELLA BASES. DIAMETER OF CENTRAL POLE IS 40MM (1.920/16 ")

MATERIALS

